




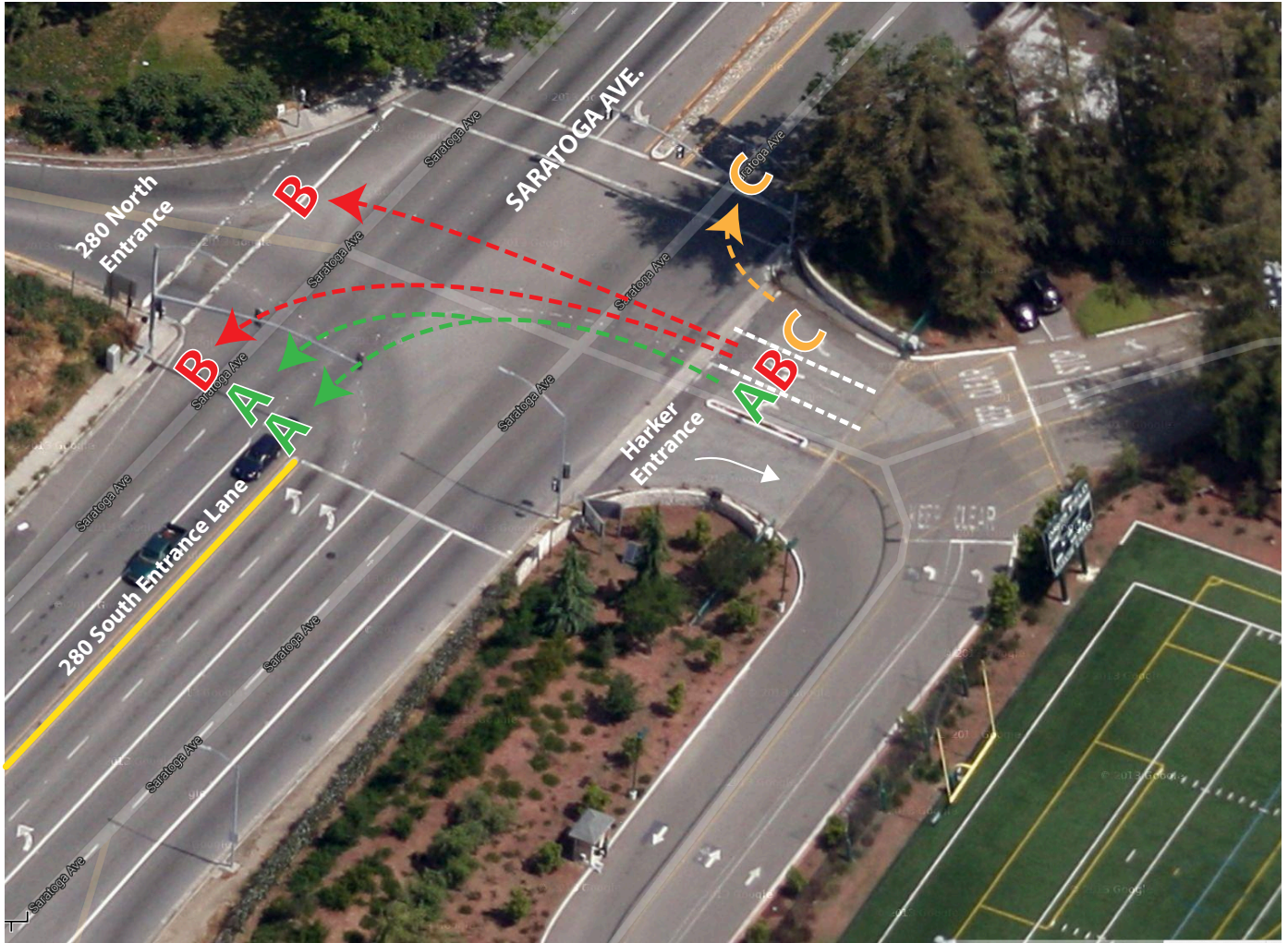
How to Enter Harker Safely



Notes:

- A** You must merge into the far right lane on northbound Saratoga Ave. to turn right into campus. You may not stop at any point on Saratoga Ave. while you are waiting to merge into the far right lane.
- B** If you make it to letter B on the map and still haven't been able to merge to enter campus, you must bypass the campus and make a U-turn at Kiely, then turn left into campus at the light.
-  If you are in the area shown by the blue circle, you should leave space so that non-Harker freeway traffic can exit and merge onto Saratoga.
-  You must be in the farthest right lane ONLY to turn into campus. If you are in the area shown by the green circle, you cannot turn into campus and must continue past campus and make a U-turn at Kiely.
-  Once you have made the U-turn at Kiely and are preparing to turn left into campus at the light, shown by the white circle, you must not enter the intersection until you are sure you will make it fully on to campus.

How to Exit Harker Safely



Notes:

- A** must turn left, into the 280-S entrance lane or middle lane (which continues straight).
- B** must go straight (onto 280-N) or turn left into the right-most lane.
- B** may NOT turn left into the middle lane; this is a common but dangerous mistake.
- C** must turn right.

Please note: When entering the back drop-off area between 7:30-8:15 a.m., motorists must follow the directives of Harker's security team and exit out of the Shah parking lot.